

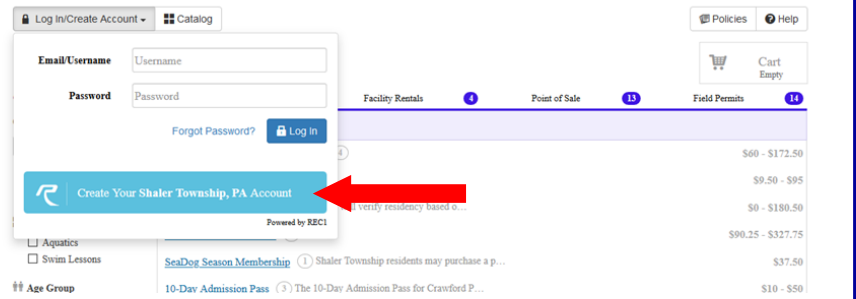
# Creating your Shaler Township Account is easy!



Follow the instructions below:

**Note:** Accounts are required in order to register for swim lessons and pool passes, and to reserve park shelters.

Click on the Login/Create Account button, then click 'Create Your Shaler Township, PA Account.'



Create your account, then click 'Next Step.' Account holders must be adults (18 years of age or older).

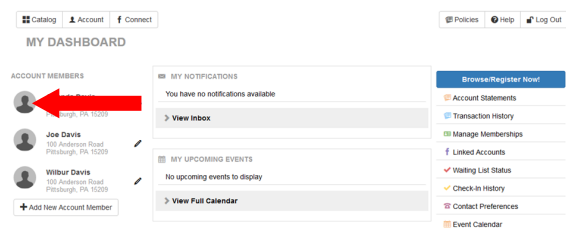
Enter your other account members (i.e. spouse and/or children) on Step 2, and save your changes.

## Shaler Township, PA Sign-Up

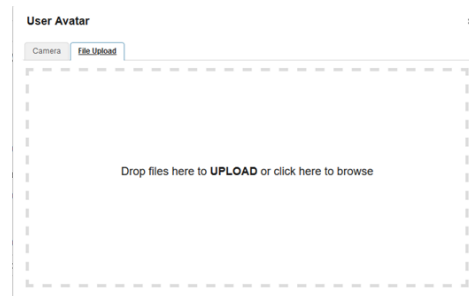
Step 1: Account Holder Step 2: Other Account Members

First, Last, Gender, DOB Add Account Member

To add pictures to your account member, click on the circle next to each name. In order to purchase a pool pass, each member must have a photo assigned.



Then click 'Upload.'



**Once your account is set up, you can register for Season Pool Passes!**

**For any issues, contact or visit the Township Office.**